

# 'DICE' & 'BLACK CUBE' INDOOR & OUTDOOR SAUNA

Embrace the Extraordinary



Striking and modern, the 'Dice' and 'Black Cube' Indoor & Outdoor Saunas are built to impress.

Available in 4-person and 6-person designs, they feature bold ThermoWood® cladding, luxurious Alder benches, stylish spruce door framing, and smoked tempered glass. The result is a high-end heat experience with serious visual impact. A true statement piece for any indoor or outdoor space.

Exuding contemporary elegance, each unit includes weather-resistant bitumen shingles that can be installed when using outdoors for added protection.





# FREE INCLUSIONS AND KEY FEATURES



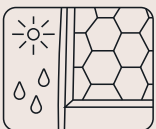
## THERMALLY MODIFIED WOOD

Thermal modification is a chemical-free process that enhances real wood – providing unmatched strength, stability, and better insulation.



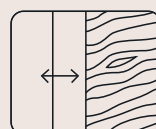
## TOP EUROPEAN QUALITY

Crafted with premium-grade materials and world-class design standards.



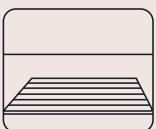
## ROOF SHINGLES INCLUDED

Our 'Black Cube' and 'Dice' Sauna comes with superior bitumen roof shingles for the Australian climate.



## EXCEPTIONAL WALL THICKNESS

40mm staves provide unmatched wall thickness for Australian saunas, ensuring superior heat retention, durability, and noise reduction.



## NEROSTEP PLASTIC GRID FLOOR MAT

Durable and water-resistant for a cleaner, safer sauna floor.



## LED WALL LIGHTS

Beautiful lighting to enhance your sauna experience.

# 'BLACK CUBE' INDOOR & OUTDOOR SAUNA

## Materials



Roof Shingles



ThermoWood®



Alder Benches



## Dimensions

### POCKET Showroom Model

**External:**

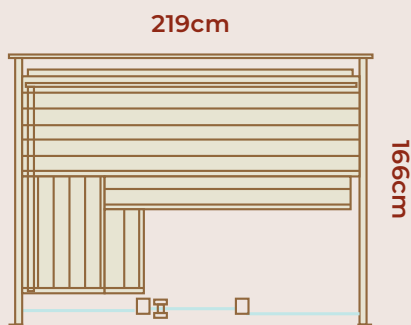
W2190 x D1660 x H2220mm

**Internal:**

W2038 x D1380 x H2038mm

**Volume:** 5.5m<sup>3</sup>

**Capacity:** 4 Persons



### LARGE

**External:**

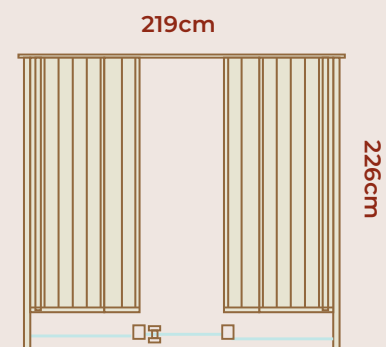
W2190 x D2260 x H2220mm

**Internal:**

W2038 x D1900 x H2038mm

**Volume:** 7m<sup>3</sup>

**Capacity:** 6 Persons





*Pocket Sauna L-shape Benches Layout*

*Large Sauna Facing Benches Layout*



# 'DICE' INDOOR & OUTDOOR SAUNA

## Materials



Roof Shingles



ThermoWood®



Alder Benches



## Dimensions

### POCKET

**External:**

W2190 x D1660 x H2220mm

**Internal:**

W2038 x D1380 x H2038mm

**Volume:** 5.5m<sup>3</sup>

**Capacity:** 4 Persons

### LARGE

**External:**

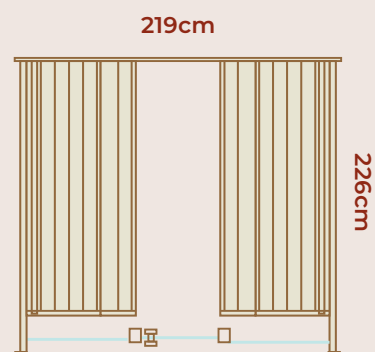
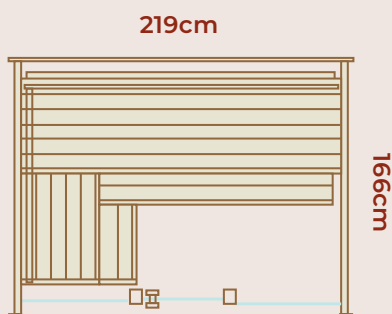
W2190 x D2260 x H2220mm

**Internal:**

W2038 x D1900 x H2038mm

**Volume:** 7m<sup>3</sup>

**Capacity:** 6 Persons





WHERE THE 'BLACK CUBE' AND 'DICE'  
SAUNA'S TIMBER COMES FROM

### **ThermoWood®**

Responsibly sourced  
from sustainable pine  
forestry in Finland




### **Spruce & Alder**

Responsibly sourced  
from sustainable forestry  
in Estonia



---

SDS AUSTRALIA TAKES PRIDE IN USING TIMBER MATERIALS THAT MEET  
HIGH STANDARDS OF ENVIRONMENTAL SUSTAINABILITY. OUR SUPPLIER  
IS COMMITTED TO FINDING BALANCED SOLUTIONS FOR SMART WOOD  
PRODUCTION THAT MINIMISE ENVIRONMENTAL IMPACT.



Reducing the carbon footprint of a building is a major challenge for the entire construction industry. Manufacturers of building materials can play a major role by investing in product development, energy efficiency and renewable energy to ultimately reduce the environmental impact of their products. It is possible to produce sustainable materials, products and solutions with a smaller carbon footprint.

Thermally modified wood is a durable, chemical-free alternative to other building materials that can extend the life of timber products – helping to reduce environmental impact over time.



The mark of  
responsible forestry

## RESPONSIBLE TIMBER SOURCING

Our supplier carefully monitors where the wood comes from.

They only source the best quality wood from sustainably managed forests around the world. This helps reduce the negative impact of deforestation.

# THERMO-MODIFIED WOOD




The heat enhances the wood's structure throughout.

Steam allows for full control over the modification process.

## THERMALLY MODIFIED WOOD

This natural timber's properties are enhanced using just heat and steam. The chemical-free process results in an eco-friendly and aesthetically pleasing material that's significantly more durable and stable than conventional timber.



### STABILITY

Dimensionally stable in changing weather conditions.



### DURABILITY

Highest available durability class for real wood.




### ECO-FRIENDLY

Chemical-free modification.



### LIGHTWEIGHT

Easy handling and reduced thermal conductivity.



### LOW MAINTENANCE

Oil it or not, the choice is yours.





## VISIT OUR SHOWROOM

### **SYDNEY SHOWROOM**

Suite 1, 52 Alfred Street, Milsons Point  
(free parking available)

## OUR FACTORY

### **NSW FACTORY**

3/26 Tom Thumb Ave,  
South Nowra

**SDS**  
**AUSTRALIA**

OVER  
**20**  
YEARS  
of Sauna Expertise

1800 737 777

SUPPORT@SDSAUSTRALIA.COM

WWW.SDSAUSTRALIA.COM